













Micropipet Protocol Card - Gilson-Rainin

NEVER crank the micropipets above or below their ranges!!

Range: 0.5-10 μl	Range: 2-20 μl	Range: 20-200 μl	Range: 200-1000 μl
			
Example volumes:	Example volumes:	Example volumes:	Example volumes:
 	 	 	 
1.3 μl 8.5 μl	3.0 μl 17.4 μl	25.0 μl 138.0 μl	545 μl 1000 μl

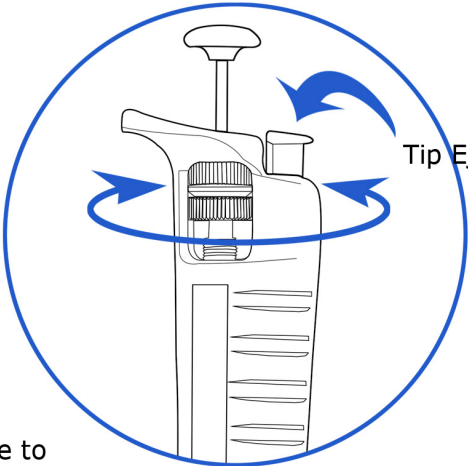
The red number indicates decimal on P10 and P20. The P1000 should show a red **1** ONLY when the other numbers are 0 (in other words, set at 1000 μ l). Always hold the micropipet in a **vertical position** when there is fluid in the tip.

Tip Selection Guide



Micropipet Protocol Card - Gilson-Rainin

Set the volume by turning the Black Knob



Push down to first stop

Release to draw in sample

Move to new microtube

Push down to first stop

Continue down to second stop

Eject Tip

